
















Key Performance Indicators 2017/18 – Quarter 3 Performance Report

Appendix 1

Governance Quarterly Indicators		Q1 2017/18			Q2 2017/18			Q3 2017/18			Q4 2017/18			Is year-end target likely to be achieved?
		Target	Value	Status	Target	Value	Status	Target	Value	Status	Target	Value	Status	
GOV004	What percentage of major planning applications were processed within 13 weeks or extension of time date?	90%	100%		90%	100%		90%	100%		90%			Yes
GOV005	What percentage of minor planning applications were processed within 8 weeks or extension of time date?	90%	95.73%		90%	93.67%		90%	93.52%		90%			Yes
GOV006	What percentage of other planning applications were processed within 8 weeks or extension of time date?	94%	96.37%		94%	95.44%		94%	95.8%		94%			Yes
GOV007	What percentage of planning applications recommended by planning officers for refusal were overturned and granted permission following an appeal ?	20%	11.76%		20%	12.5%		20%	18%		20%			Yes
GOV008	What percentage of planning applications, refused by Council Members against the recommendation of the planning officers, were granted permission on appeal?	50%	42.86%		50%	68.75%		50%	62.5%		50%			Uncertain

Key Performance Indicators 2017/18 Quarter 3 Performance

Report Author: Monika Chwiedz (Performance Improvement Officer)

Reflecting on our performance:

There are 32 KPIs for this year

25(78%) achieved target and 7 (22%) missed target and 4 (13%) performed within their amber tolerance.

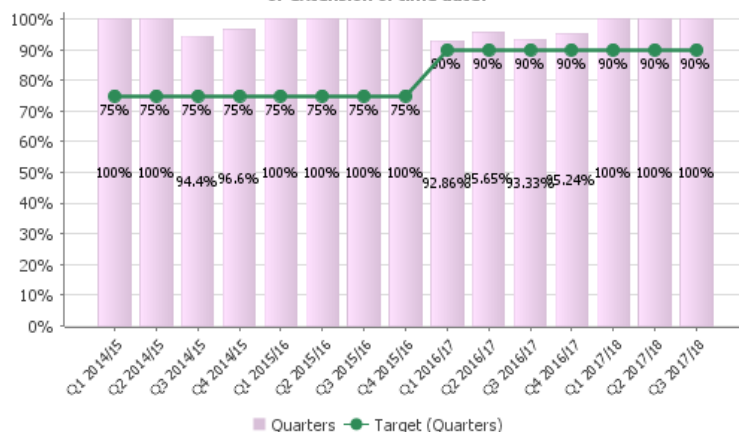
Five (5) of the Key Performance Indicators fall within the Governance Directorate.

GOV004 What percentage of major planning applications were processed within 13 weeks or extension of time date?

This indicator ensures that local planning authorities determine major planning applications in a timely manner (within thirteen weeks).



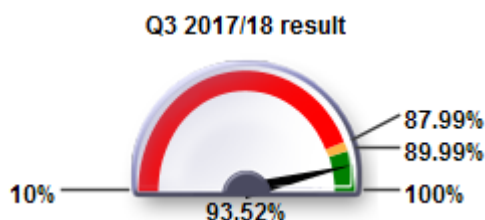
GOV004 What percentage of major planning applications were processed within 13 weeks or extension of time date?



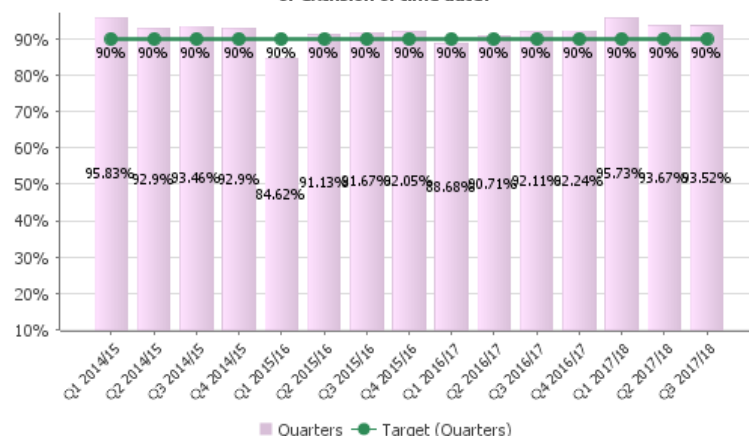
Comment on current performance: Major type applications represent only a small proportion of the overall number of planning applications the Council receives, but they are more complex and generally are reported to planning committees. All 24 were decided in time so the target has been achieved.

GOV005 What percentage of minor planning applications were processed within 8 weeks or extension of time date?

This indicator ensures that local planning authorities determine 'minor' planning applications in a timely manner (within eight weeks).



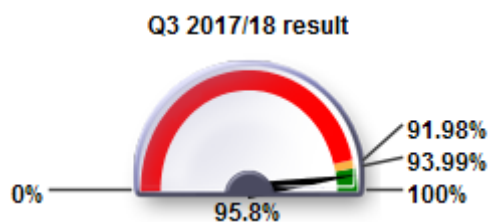
GOV005 What percentage of minor planning applications were processed within 8 weeks or extension of time date?



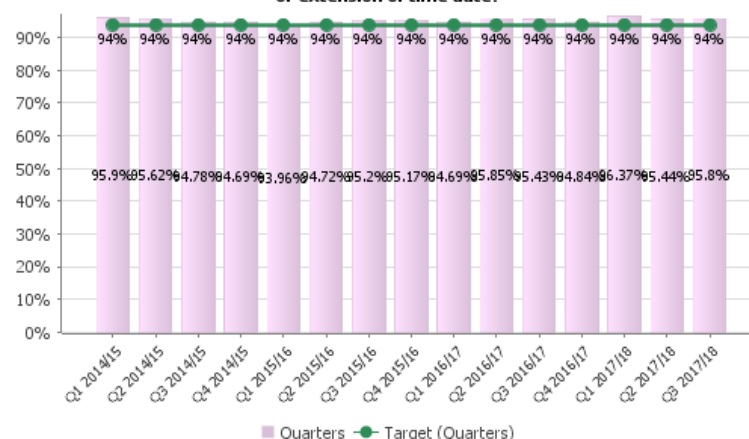
Comment on current performance: This covers planning applications that include 1 to 9 dwellings/ pitches per application as well as offices, light industry, general industry, storage, warehousing or retail floorspace under 10,000sq m or 1 hectare and other minor developments. 332 out of 355 applications were made in time.

GOV006 What percentage of other planning applications were processed within 8 weeks or extension of time date?

This indicator ensures that local planning authorities determine 'other' planning applications in a timely manner (within eight weeks).



GOV006 What percentage of other planning applications were processed within 8 weeks or extension of time date?

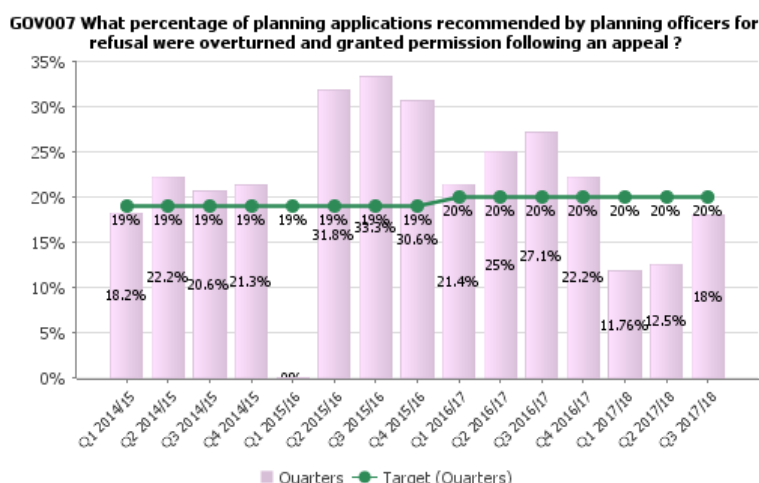
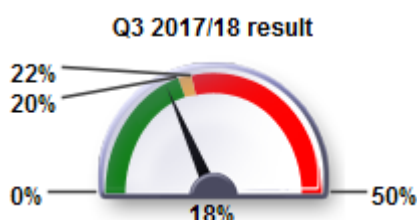


Comment on current performance: GOV006 includes the highest subject type applications received (householder extensions) and 980 out of 1023 applications were decided in time in this category, which meets the target.

What percentage of planning applications recommended by planning officers for

GOV007 refusal were overturned and granted permission following an appeal?

This indicator is expressed as a percentage of the no. of appeals determined and seeks to assess the levels of applications that may be refused in order to meet development control performance targets. It measures the performance of only Officer Recommendations for refusal of planning permission.

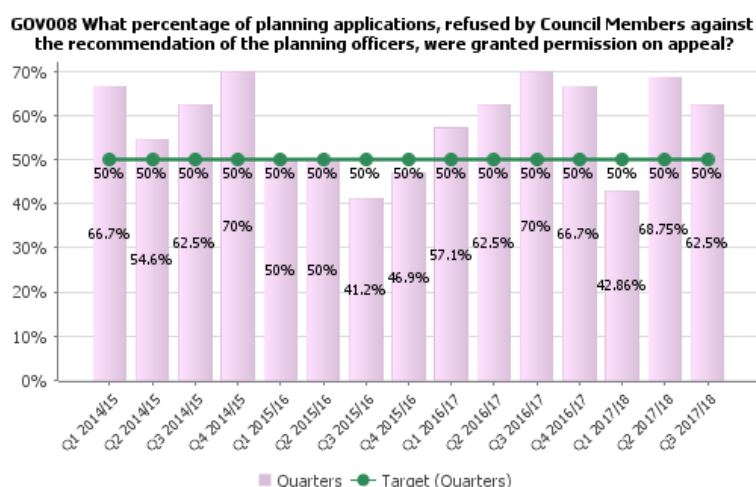
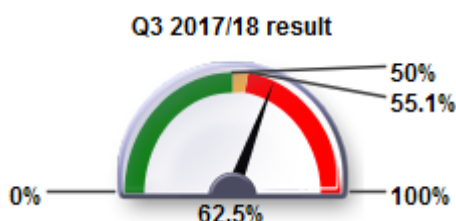


Comment on current performance: Of the 50 appeal decisions made by officers under delegated powers or resulting from officer recommendations to refuse planning permission, 9 were allowed on appeal (granted planning permission).

What percentage of planning applications, refused by Council Members against the recommendation of the planning officers, were granted

GOV008 permission on appeal?

This indicator is expressed as a percentage of the no. of appeals determined and seeks to assess the levels of applications that may be refused in order to meet development control performance targets. It measures the performance of only Officer Recommendations for grant of planning permission, overturned by Members.



Comment on current performance: Members decisions to refuse planning permission by reversing officer recommendations on planning applications were supported on appeal in 9 out of 24 cases and therefore are not achieving the target. They were unsuccessful in 15 cases (appeals allowed).